

# Intelliscore Plus and BPR - Sample-COMPANY CORP

Subcode: 519095

Ordered: 12/17/20YY 17:13:28 CST

Transaction number: C50952XXX

Search inquiry: Sample-COMPANY corporation / 2XXXX Northwestern RED / southfield / MI / 48WWW



## Intelliscore Plus<sup>SM</sup> and BPR

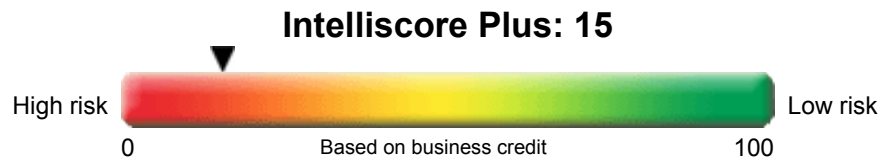
\*\*\* FOR DEMONSTRATION PURPOSES ONLY - THIS REPORT NOT TO BE SOLD \*\*\*

### Identifying Information

<b>Sample-COMPANY CORP</b> 2XXXX NORTHWESTERN RED SOUTHFIELD, MI 48WWW-ZZZ (XXXX) 354-DD00	<b>Business Identification Number:</b> 8467XXX5 <b>Years on File:</b> 31+ (FILE ESTABLISHED PRIOR TO 01/19XX) <b>Date of Incorporation:</b> 05/01/19YY <b>SIC Code:</b> LOCAL TRUCKING, WITHOUT STORAGE - 4212 <b>Tax ID:</b> 38-ZZZ3580
---	--

### Commercial Model

Intelliscore Plus predicts the likelihood of serious credit delinquency within the next 12 months based on business and/or owner/guarantor risk factors. Higher scores indicate lower risk. This company is classified as a large business and is compared to businesses of similar size.



#### Factors Lowering the Score

- NUMBER OF RECENTLY PLACED COMMERCIAL COLLECTION ACCOUNTS
- BALANCE OF RECENTLY DELINQUENT COMMERCIAL ACCOUNTS
- PRESENCE OF COMMERCIAL BANKRUPTCY FILING
- PERCENT OF DELINQUENT COMMERCIAL ACCOUNTS

#### All Industry Risk Comparison

When compared to all businesses, 14% of businesses indicate a higher likelihood of severe delinquency than this business.

Based on your company's action or risk threshold, this business falls within the following category:

**HIGH RISK**

### Business Information - SAMPLE COMPANY CORP

#### Business Credit Information

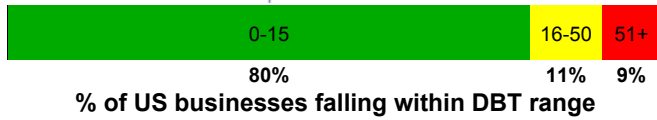
Current Days Beyond Terms (DBT):	7
Monthly average DBT:	8
Highest DBT previous 6 months:	11
Highest DBT previous 5 quarters:	14
Total continuous trades:	91
Current continuous trade balance:	<b>\$1,735,300</b>
Trade balance of all trades (170):	<b>\$2,170,700</b>
Average balance previous 5 quarters:	<b>\$1,499,880</b>
Highest credit amount extended: details	<b>\$1,393,200</b>
6 month balance range:	<b>\$1,399,300 - \$2,088,800</b>

#### Business Legal Filings and Collections

Bankruptcy filings: details (FILED 10/01)	<b>10</b>
Tax lien filings: details (FILED 11/02-10/08)	<b>4</b>
Judgment filings: details (FILED 09/05-06/08)	<b>2</b>
Total collections: details (PLACED 02/03-08/08)	<b>24</b>
Sum of legal filings:	<b>\$48,435</b>
UCC filings: details (FILED 01/01-10/08)	<b>273</b>
Cautionary UCC filings present?	<b>Yes**</b>

### Current DBT range compared to all industries\*

**7 DBT**  
(\$1,735,300 Balance)



% of US businesses falling within DBT range

#### DBT Norms:

All industries: **28 DBT**      Same industry: **4 DBT**

### Performance Analysis

**Predicted DBT for 02/11/2009: 7 DBT**

#### Payment Trend Indication:

Show No Identifiable Trend

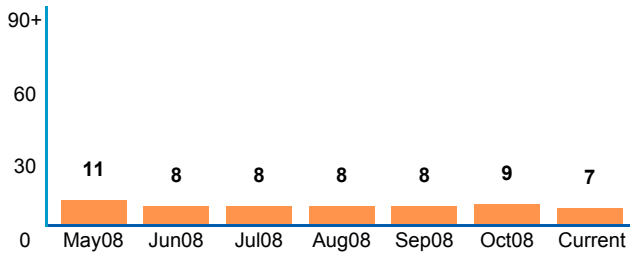
#### Industry payment comparison:

Has paid slower than 50% of similar firms

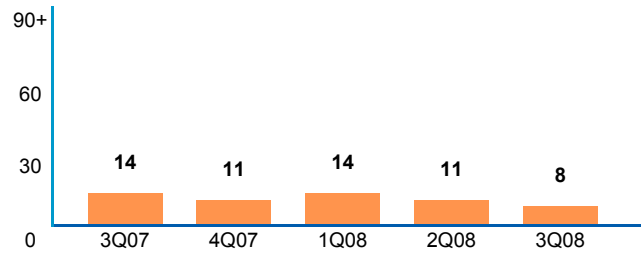
#### Most Frequent Industry Purchasing Terms:

NET 30, CREDIT, and CONTRCT

### 7 month DBT trends



### Quarterly DBT trends (previous 5 quarters)



\* Days Beyond Terms (DBT) is a dollar weighted calculation of the average number of days that payment was made beyond the invoice due date based on trades on file that have been updated in the previous 3 months.

\*\* Cautionary UCC Filings include one or more of the following collateral:

Accounts, Accounts Receivables, Contract Rights, Hereafter Acquired Property, Inventory, Leases, Notes Receivable or Proceeds.

## Legal Filings and Collections

Collections							
Date Placed	Status	Original Balance	Outstanding Balance	Date Closed	Agency	Agency Phone	
08/2008	Open Account	\$8,099	\$8,099		FIDELITY NATIONAL CREDIT SERVI	(800) 648-9341	
07/2008	Open Account	\$4,786	\$4,786		NEWTON & ASSOCIATES	(800) 509-6060	
05/2008	Open Account	\$201	\$201		RECEIVABLE MANAGEMENT SERVICES	(000) 000-0000	
04/2008	Open Account	\$184	\$184		RECEIVABLE MANAGEMENT SERVICES	(000) 000-0000	
04/2008	Open Account	\$97	\$97		RECEIVABLE MANAGEMENT SERVICES	(000) 000-0000	
04/2008	Open Account	\$293	\$293		RECEIVABLE MANAGEMENT SERVICES	(000) 000-0000	
04/2008	Open Account	\$342	\$342		STUART, ALLAN & ASSOC.	(000) 000-0000	
03/2008	Open Account	\$412	\$412		RECEIVABLE MANAGEMENT SERVICES	(000) 000-0000	
02/2008	Open Account	\$443	\$443		RECEIVABLE MANAGEMENT SERVICES	(000) 000-0000	
01/2008	Open Account	\$144	\$144		RECEIVABLE MANAGEMENT SERVICES	(000) 000-0000	
12/2007	Open Account	\$90	\$90		RECEIVABLE MANAGEMENT SERVICES	(000) 000-0000	
10/2007	Open Account	\$238	\$238		RECEIVABLE MANAGEMENT SERVICES	(000) 000-0000	
03/2007	Open Account	\$129	\$129		HUNTER WARFIELD INC.	(813) 283-4500	
03/2007	Open Account	\$62	\$62		RECEIVABLE MANAGEMENT SERVICES	(484) 242-4000	
10/2006	Open Account	\$113	\$113		RECEIVABLE MANAGEMENT SERVICES	(000) 000-0000	
12/2005	Open Account	\$288	\$288		RECEIVABLE MANAGEMENT SERVICES	(000) 000-0000	
07/2005	Open Account	\$2,660	\$2,660		TRANSWORLD SYSTEMS INC	(888) 207-3081	
02/2005	Paid in Full	\$95	\$0	03/2005	RECEIVABLE MANAGEMENT SERVICES	(000) 000-0000	
04/2004	Paid in Full	\$0	Undisclosed	12/2007	CITI - STAPLE COLLECTIONS	(800) 767-1295	
04/2004	Paid in Full	\$0	Undisclosed	12/2007	CITI - OFFICE MAX COLLECTIONS	(800) 767-1289	
10/2003	Open Account	\$2,882	\$2,882		TRANSWORLD SYSTEMS INC	(888) 207-3081	
06/2003	Paid in Full	\$278	\$0		GC SERVICES	(713) 219-6795	
03/2003	Closed, Uncollected	\$265	\$265	07/2003	STERLING AND KING	(407) 339-9033	
02/2003	Closed, Uncollected	\$55	\$55	04/2003	ADAMS COOPER & MARKS	(407) 368-9300	

Bankruptcy								
File Date	Filing Type	Status	Liability Amount	Asset Amount	Exempt Amount	Owner	Filing Number	Jurisdiction
10/01/2001	Bankruptcy	Chapter 11 Voluntary	\$0	\$0	\$0		01010578	
10/01/2001	Bankruptcy	Chapter 11 Voluntary	\$0	\$0	\$0		01010591	
10/01/2001	Bankruptcy	Chapter 11 Voluntary	\$0	\$0	\$0		01010601	
10/01/2001	Bankruptcy	Chapter 11 Voluntary	\$0	\$0	\$0		01010621	
10/01/2001	Bankruptcy	Chapter 11 Voluntary	\$0	\$0	\$0		01010625	
10/01/2001	Bankruptcy	Chapter 11 Voluntary	\$0	\$0	\$0		01010630	
10/01/2001	Bankruptcy	Chapter 11 Voluntary	\$0	\$0	\$0		01010641	
10/01/2001	Bankruptcy	Chapter 11 Voluntary	\$0	\$0	\$0		01010647	
10/01/2001	Bankruptcy	Chapter 11 Voluntary	\$0	\$0	\$0		01010655	
10/01/2001	Bankruptcy	Chapter 11 Voluntary	\$0	\$0	\$0		01010673	

Tax Liens						
File Date	Filing Type	Status	Amount	Filing Number	Jurisdiction	
10/22/2008	State Tax Lien	Filed	\$803	B204P142	KANAWHA COUNTY CLERK	
02/19/2008	State Tax Lien	Filed	\$431	50899410	ORANGEBURG COUNTY CI	
02/25/2008	State Tax Lien	Released	\$431	50899410	ORANGEBURG COUNTY CI	
06/10/2003	State Tax Lien	Released	\$9,200	02JG22087	FRANKLIN COUNTY COMM	
03/11/2003	State Tax Lien	Released	\$158	04249436	MARION CNTY CIRCUIT/	
12/20/2002	State Tax Lien	Filed	\$9,200	02JG22086	FRANKLIN COUNTY COMM	
11/06/2002	State Tax Lien	Filed	\$158	04249436	MARION CNTY CIRCUIT/	

Judgments						
File Date	Filing Type	Status	Amount	Plaintiff	Filing Number	Jurisdiction
06/11/2008	Judgment	Filed	\$343	STATE OF ARKANSAS	JBK5PG234343	LINCOLN COUNTY COURT
09/09/2005	Judgment	Filed	\$37,500	JUDY VANCE	CV2005000340	LIMESTONE COUNTY CIR
03/14/2003	Judgment	Satisfied	\$250	TIPPECANOE COLLECTION SERVICE	79E019912SC06009	TIPPECANOE COUNTY CO

### Trade Payment Information

Trade Payment Experiences (Trade Lines With an (*) after date are newly reported)					Account Status Days Beyond Terms						
Business Category	Date Reported	Last Sale	Payment Terms	Recent High Credit	Balance	Cur	1-30	31-60	61-90	91+	Comments
ACCT SVCS	10/2008	10/2008	VARIED	\$104,700	\$74,700	95%		5%			
ADVERTISING	11/2008		NET 30		\$0						CUST 5 YR
AIR TRANS	10/2008	10/2008		\$67,000	\$58,700	94%	5%			1%	CUST 23 YR
AIR TRANS	11/2008		NET 30	\$24,700	\$20,700	49%	25%	10%		16%	CUST 22 YR
AUTOMOTIVE	12/2008	07/2006	VARIED		\$0						
BUS SERVCS	10/2008		VARIED	\$300	\$0						
CHEMICALS	10/2008		CREDIT	\$900	\$100		100%				
CHEMICALS	11/2008		NET 30	\$1,000	\$1,000		32%	31%	23%	14%	
CHEMICALS	11/2008		NET 30	\$600	\$600		31%	29%	14%	26%	
CHEMICALS	11/2008		NET 30	\$400	\$200		33%	33%	34%		
COMPUTERS	09/2008			\$700	\$200	100%					CIA
COMPUTERS	10/2008	05/2002	CREDIT		\$0						ACCTCLOSED
CONST MACH	08/2008		MULTI	\$3,400	\$2,900		2%	97%	1%		
DP EQUIP	10/2008		NET 30		\$0						
ELEC DISTR	10/2008		NET 30		\$0						PROMPT
ELEC DISTR	12/2008		VARIED	\$45,200	\$9,400	21%	79%				
ELEC EQUIP	11/2008		VARIED	\$1,100	\$200	100%					CUST 87 YR
ELEC EQUIP	10/2008		NET 30	\$49,500	\$700	91%	9%				
ELEC EQUIP	11/2008	11/2008	CONTRCT	\$39,500	\$1,600	100%					
ELEC SUPLR	11/2008	10/2008	VARIED	\$5,000	\$100	92%				8%	
ELECTRONIC	12/2008		VARIED	\$800	\$0						
EQUIPMENT	12/2008		VARIED	\$1,700	\$300			100%			CUST 24 YR
FACTOR	12/2008		NET 30		\$0						

FACTOR	11/2008	11/2008	OTHER	\$15,900	\$10,400	62%	38%				
FACTOR	10/2008		VARIED		\$0						
FACTOR	09/2008		NET 30		\$0						CUST 8 YR
FACTOR	11/2008	11/2007	NET 30	\$400	\$0						
FACTOR	11/2008		NET 30		\$0						CUST 4 YR
FINCL SVCS	12/2008		NET		\$0						
FOOD DISTR	12/2008			\$42,800	\$35,000	100%					
FREIGHT	12/2008	11/2008	VARIED	\$1,393,200	\$408,500	45%	47%	5%	2%	1%	
FRGHT FWRD	11/2008	04/2006	NET 30		\$0						
GENERAL	09/2008*		VARIED		\$0						
GENL MERCH	12/2008	09/2004	CREDIT		\$0						ACCTCLOSED
HEATNG&A/C	11/2008		NET 30	\$34,700	\$6,600	20%	80%				
INDUS MACH	11/2008		NET 30		\$0						
INDUS MACH	10/2008		NET 30		\$0						
INDUS SUPL	12/2008	12/2008	VARIED	\$61,100	\$21,300	53%	47%				CUST 18 YR
INDUS SUPL	12/2008	11/2008	COD	\$600	\$100	100%					CUST 12 YR
INDUS SUPL	12/2008		NET 30		\$0						CUST 3 YR
INDUS SUPL	12/2008	04/2003	COD	\$2,700	\$0						CUST 20 YR
INDUS SUPL	12/2008	12/2008	VARIED	\$166,300	\$32,300	89%	1%		10%		CUST 14 YR
INDUS SUPL	12/2008	12/2008	VARIED	\$25,500	\$6,800	37%	24%	2%	37%		CUST 24 YR
INDUS SUPL	12/2008	11/2008	NET 30	\$7,200	\$2,800	43%	20%		37%		CUST 6 YR
INDUS SUPL	12/2008	12/2008	VARIED	\$2,200	\$100	49%	51%				CUST 11 YR
INDUS SUPL	12/2008	05/2008	NET 30	\$400	\$0						
IRON&STEEL	12/2008		NET 30	\$38,300	\$31,100	100%					
JANTR SUPL	12/2008	11/2008	NET	\$3,800	\$3,000	63%	37%				CUST 7 YR
LUMBR&WOOD	09/2008		NET 30	\$1,200	\$0						CUST 1 YR
MACH DISTR	11/2008	11/2008	VARIED	\$2,700	\$100	38%	62%				
MACH DISTR	10/2008	10/2008	1/10N30	\$4,500	\$2,500	17%	43%		26%	14%	CUST 26 YR
MACH DISTR	11/2008	11/2008	NET 20	\$1,700	\$0						CUST 32 YR
MANUFCTRNG	11/2008	09/2008	NET 30	\$56,300	\$100		100%				CUST 8 YR
MANUFCTRNG	11/2008	10/2008	NET 30		\$0						
MANUFCTRNG	11/2008	11/2008	NET 30	\$670,900	\$457,700	55%	45%				
MANUFCTRNG	12/2008	11/2008	VARIED	\$153,400	\$153,400	88%	10%		2%		CUST 2 YR
MED SUPPLY	11/2008		VARIED	\$12,900	\$8,100	61%	29%		7%	3%	
METAL DIST	12/2008*		NET 30	\$1,600	\$1,600	100%					CUST 8 YR
MISC MANUF	09/2008	08/2008	NET 30	\$8,600	\$1,800	100%					
MISC MANUF	11/2008	11/2008	VARIED	\$1,320,900	\$102,000	93%	7%				
MISC MANUF	12/2008		NET 30	\$6,100	\$1,500	100%					
MISC MANUF	11/2008		VARIED	\$121,900	\$121,900	96%			4%		
OFFC SUPPL	11/2008	03/2008	VARIED	\$600	\$0						
OFFC SUPPL	10/2008	01/1999	CREDIT		\$0						ACCTCLOSED
OFFC SUPPL	12/2008	09/2001	CREDIT		\$0						ACCTCLOSED
OPTIC SUPL	08/2008		NET EOM	\$4,900	\$4,700	39%	61%				CUST 7 YR
PACKAGING	10/2008	09/2008	NET 60	\$34,900	\$600	100%					

PACKAGING	12/2008	11/2008	NET 30	\$3,600	\$300	100%					CUST 21 YR
PAINTS	09/2008	12/2001	VARIED		\$0						WRITE-OFF
PAPER DIST	12/2008	05/2006	VARIED	\$1,300	\$0						CUST 7 YR
PAPER PROD	11/2008		NET 30		\$0						
PETRO&COAL	10/2008		NET 30	\$1,300	\$800	100%					
PETROLEUM	11/2008			\$1,000	\$0						
PLUMBING	08/2008		NET30		\$0						CUST 9 YR
PLUMBING	08/2008	10/2005	NET30		\$0						CUST 3 YR
PLUMBING	08/2008	03/2002	NET30		\$0						
PLUMBING	10/2008	09/2008	NET 10	\$1,700	\$100	100%					
PRNTG&PUBL	11/2008		VARIED	\$100	\$100					100%	
PRNTG&PUBL	12/2008*	06/2006	VARIED		\$0						CUST 12 YR
RENTALS	08/2008		NET 10		\$0						
RUBBER	12/2008	03/2008	VARIED	\$7,100	\$0						
SAFTY PROD	09/2008		NET30	\$1,400	\$0						CUST 13 YR
TELECOM	12/2008		NET 30	\$67,500	\$20,000	86%		1%	13%		DISPUTE
TEXTILES	12/2008	11/2002	NET 30		\$0						CUST 9 YR
TRANSPORTN	12/2008		VARIED	\$93,100	\$93,100	79%	19%	1%		1%	
TRANSPORTN	12/2008	08/2004	VARIED	\$2,500	\$0						CUST 9 YR
TRANSPORTN	12/2008		NET 15		\$0						ACCTCLOSED
TRANSPORTN	12/2008	10/2008	NET 30	\$2,100	\$1,700	71%	3%	26%			30 DYS SLO
TRUCK DLR	10/2008		VARIED	\$200	\$0						
TRUCK DLR	12/2008		NET 15		\$0						
TRUCK DLR	12/2008		CONTRCT	\$73,800	\$35,300	100%					
UTILITY	10/2008	10/2008	NET	\$12,800	\$100	100%					PROMPT
WAREHOUSE	12/2008	02/2006	CREDIT		\$0						ACCTCLOSED
WAREHOUSE	12/2008	12/2001	VARIED		\$0						PROMPT

## Trade Payment Totals

Trade Payment Experiences					Account Status Days Beyond Terms					Comments
Type	Lines Reported	Recent High Credit	Balance	Cur	1-30	31-60	61-90	91+		
Continuously Reported	91	\$4,812,600	\$1,735,300	68%	28%	2%	1%	1%	DBT: 7	
Newly Reported	3	\$1,600	\$1,600	100%					DBT: 0	
Trade Lines Totals	94	\$4,814,200	\$1,736,900	68%	28%	2%	1%	1%	DBT: 7	

## Additional Payment Experiences

Trade Payment Experiences (Trade Lines With an (*) after date are newly reported)					Account Status Days Beyond Terms					Comments	
Business Category	Date Reported	Last Sale	Payment Terms	Recent High Credit	Balance	Cur	1-30	31-60	61-90		91+
AUTO ACCES	07/2006		NET 30		\$0						
BLDG MATRL	11/2008		VARIED	\$100	\$0						
BUS SERVCS	05/2006	05/2006	NET 30		\$0						

CELLUL/PAG	10/2008	04/2006	NET 30	\$700	\$700					100%	CHARGE OFF
CELLUL/PAG	09/2007	01/2007	NET 30	\$100	\$100					100%	CHARGE OFF
CHEMICALS	07/2008	06/2008	VARIED	\$130,600	\$130,600	67%	23%	10%			
CHEMICALS	09/2007		NET 30	\$100	\$100		50%	50%			
COMMUN SVC	08/2006		NET 20	\$100	\$100	100%					CHARGE OFF
COMMUN SVC	06/2006	06/2006	NET 30	<\$100	\$0						
COMMUNICTN	02/2007	02/2007	NET 20	\$300	\$200	100%					CUST 29 YR
COMMUNICTN	02/2007	11/2006	NET 20	<\$100	\$0						CUST 5 YR
COMMUNICTN	02/2007	01/2004	NET 20		\$0						CUST 15 YR
COMMUNICTN	02/2007	12/2006	NET 20	\$200	\$0						CUST 10 YR
COMPUTERS	06/2006	05/2006		\$18,800	\$15,100	1%	35%	15%	47%	2%	
CRED CARD	11/2008		CREDIT		\$0						
CRED CARD	11/2008	12/2001	NET 30	\$100	\$0						ACCTCLOSED
CRED CARD	04/2008	03/2008	NET 30	\$500	\$100					100%	COLLECTION
ELEC DISTR	05/2006		NET 30		\$0						
ELEC DISTR	06/2008		VARIED	\$600	<\$100	100%					
ELEC DISTR	06/2006		NET 30	\$100	\$100		100%				
ELEC EQUIP	10/2006		NET 45	\$20,800	\$20,800	37%	62%	1%			
ELEC MFG	12/2005		NET 30	\$1,200	\$1,200		100%				CUST 3 YR
EQUIPMENT	05/2008	04/2008	NET 30	\$2,400	\$900	46%		54%			CUST 11 YR
FACTOR	07/2007	06/2007	NET 30	\$15,300	\$0						
FACTOR	05/2008				\$0						
FACTOR	09/2006		NET 30		\$0						
FACTOR	01/2007	06/2005	NET 30		\$0						
FACTOR	04/2008		NET 30		\$0						CUST 8 YR
FINCL SVCS	01/2008	12/2007	CONTRCT	\$26,200	\$0						ACCTCLOSED
FINCL SVCS	10/2007		NET	\$700	\$700	97%	3%				
FREIGHT	12/2005	03/2005	VARIED		\$0						
FRGHT FWRD	01/2006		NET 15	\$900	<\$100					100%	
FRGHT FWRD	05/2007	05/2007	VARIED	\$18,500	\$18,500	53%	45%		1%	1%	
FURNTR&FIX	06/2007		CREDIT		\$0						
GENERAL	12/2007		N10PRXO	\$4,300	\$900	100%					
INDUS MACH	04/2008		NET30		\$0						
INDUS SUPL	06/2008		VARIED		\$0						
INDUS SUPL	04/2008		N30	\$300	\$0						CUST 9 YR
INDUS SUPL	07/2008	11/2004	1/10N30		\$0						
LEASING	08/2007		VARIED		\$0						
LEASING	10/2008		CONTRCT	\$2,800	\$0						
LUMBR&WOOD	03/2008	02/2008	VARIED	\$6,600	<\$100		100%				CUST 4 YR
MACH DISTR	08/2007		VARIED		\$0						
METAL DIST	05/2007	04/2007	VARIED	\$4,300	\$0						CUST 4 YR
METAL DIST	02/2006	02/2006	5/10N30	\$18,800	\$17,900	15%	85%				
MISC MANUF	09/2006	09/2006	VARIED	\$25,600	\$8,500	88%	12%				CUST 26 YR
MISC MANUF	08/2006		VARIED	\$68,500	\$0						

MISC MANUF	08/2006		VARIED	\$53,200	\$17,800	86%	14%		
MISC MANUF	08/2006		VARIED	\$190,000	\$117,700	71%	29%		
MISC MANUF	08/2006		VARIED	\$46,300	\$0				
MISC MANUF	03/2008	01/2007	NET 30		\$0				CUST 4 YR
OFFC EQUIP	06/2006	06/2006	ROI	<\$100	<\$100	100%			
OFFC SUPPL	01/2006		COD		\$0				CUST 8 YR
OIL REFNG	06/2008		VARIED		\$0				
OPTIC SUPL	03/2008		CS DIS	\$1,100	\$100	48%	52%		
OPTIC SUPL	08/2006		NET 60	\$3,300	\$3,300		100%		
OPTIC SUPL	12/2007	11/2007	NET 30	\$2,200	\$2,200	70%	25%		5%
PACKAGING	01/2006	01/2000	NET 30		\$0				
PACKAGING	01/2008		OTHER		\$0				
PAINTS	03/2008	10/1998	1/10PRX	\$300	\$0				CUST 2 YR
PAINTS	04/2007	10/1998	1/10PRX		\$0				CUST 2 YR
PAPER DIST	01/2007	07/2002			\$0				CUST 5 YR
PLUMBING	03/2008		NET30		\$0				CUST 10 YR
RUBR&PLAST	05/2006	05/2006		\$7,100	\$1,700	92%	8%		CUST 5 YR
RUBR&PLAST	03/2007		1/10N30	\$2,300	<\$100				100%
SAFTY PROD	11/2007	09/2007	NET 30		\$0				CUST 15 YR
SOAP	05/2006		2/10N30	\$100	<\$100		100%		
SURG EQUIP	06/2006		NET 30	\$4,000	\$2,600		76%	22%	2%
TELECOM	05/2008		NET 30	\$21,200	\$21,200	50%	49%	1%	
TELECOM	05/2007	04/2007	NET 30	<\$100	\$0				EXLENT ACC
TELECOM	05/2007	12/1998	NET EOM	<\$100	\$0				CHARGE OFF
TELECOM	10/2006		ROI	\$100	\$0				CUST 4 YR
TEMP HELP	05/2006		NET 7		\$0				
TEMP HELP	01/2007		VARIED	\$44,300	\$44,300	34%		30%	36%
TRNS EQUIP	04/2006	08/2000	COD		\$0				CUST 6 YR
WHLSE TRAD	11/2007		VARIED	\$5,800	\$5,800				100% WRITE-OFF

## Monthly Payment Trends

Payment Trends Analysis					Account Status				
LOCAL TRUCKING, WITHOUT STORAGE INDUSTRY SIC: 4212					Days Beyond Terms				
Date Reported	Industry Cur	Industry DBT	Business DBT	Balance	Cur	1-30	31-60	61-90	91+
CURRENT	N/A	N/A	7	\$1,735,300	68%	28%	2%	1%	1%
OCT08	91%	4	9	\$1,399,300	66%	26%	5%	2%	1%
SEP08	91%	4	8	\$1,514,400	71%	23%	2%	3%	1%
AUG08	91%	4	8	\$1,727,900	62%	33%	3%	1%	1%
JUL08	92%	4	8	\$2,061,400	64%	32%	2%	1%	1%
JUN08	92%	4	8	\$1,621,200	63%	32%	3%	1%	1%
MAY08	92%	3	11	\$1,536,000	56%	37%	3%	2%	2%

## Quarterly Payment Trends

Payment History - Quarterly Averages					Account Status Days Beyond Terms				
Quarter	Months	DBT	Balance	Cur	1-30	31-60	61-90	91+	
Q3 - 08	JUL-SEP	8	\$1,745,700	66%	29%	2%	2%	1%	
Q2 - 08	APR-JUN	11	\$1,644,500	58%	34%	3%	3%	2%	
Q1 - 08	JAN-MAR	14	\$1,384,700	60%	25%	7%	4%	4%	
Q4 - 07	OCT-DEC	11	\$1,169,500	57%	34%	5%	2%	2%	
Q3 - 07	JUL-SEP	14	\$1,555,000	55%	28%	11%	4%	2%	

## Inquiries

Summary of Inquiries									
Business Category	DEC08	NOV08	OCT08	SEP08	AUG08	JUL08	JUN08	MAY08	APR08
ADV MEDIA				1					
BUREAU		1		1			1		
COMMUN SVC									1
COMPUTERS			1	1					
EQUIP LEAS							1	1	
FINCL SVCS				1		1			
GENERAL				2		2	1	1	
LEASING								1	
PRNTG&PUBL									1
TRNS EQUIP		1	1		1				
<b>Totals</b>		2	2	6	1	3	3	3	2

## UCC Profile

The number of UCC Filings is summarized with the 10 most recent listed below.

A full UCC detail report is available the same business day by entering UCC-846798795-C509523783 into the Business ID Number field on the BizApps order page.

UCC Summary				Filings		
Date Range	Year	Cautionary UCCs**	Total Filed	Released/ Term'd	Cont	Amended/ Assigned
JUL - PRESENT	2008		2			
JAN - JUN	2008	12	24	11		3
JUL - DEC	2007	17	34	6		1
JAN - JUN	2007	19	26	1		
JUL - DEC	2006	9	14			
PRIOR TO JUL	2006	118	173	4	5	2
<b>Total</b>		<b>175</b>	<b>273</b>	<b>22</b>	<b>5</b>	<b>6</b>

\*\* Cautionary UCC Filings include one or more of the following collateral:

Accounts, Accounts Receivables, Contract Rights, Hereafter Acquired Property, Inventory, Leases, Notes Receivable or Proceeds.

## UCC Filings

**UCC FILED Date:** 10/31/2008  
**Filing Number:** P574186-3  
**Jurisdiction:** SEC OF STATE IOWA  
**Secured Party:** THYSSENKRUPP VDM USA, INC. NJ FLORHAM PARK 07932 306 COLUMBI  
**Collateral:**

**UCC FILED Date:** 10/28/2008  
**Filing Number:** OH00130575670  
**Jurisdiction:** SEC OF STATE OHIO  
**Secured Party:** THYSSENKRUPP VDM USA, INC. NJ FLORHAM PARK 07932 306 COLUMBI  
**Collateral:**

**UCC FILED Date:** 05/02/2008  
**Filing Number:** 2008 1576246  
**Jurisdiction:** SEC OF STATE DELAWARE  
**Secured Party:** COLFOR MANUFACTURING, INC. A COOL CORPOR OH MALVERN 44644 32  
**Collateral:** INVENTORY, EQUIP, UNDEFINED

**UCC FILED Date:** 04/23/2008  
**Filing Number:** 20080637639  
**Jurisdiction:** SEC OF STATE MICHIGA  
**Secured Party:** COLFOR MANUFACTURING, INC. A COL CORPORA OH MALVERN 44644 32  
**Collateral:** INVENTORY, EQUIP, UNDEFINED

**UCC FILED Date:** 04/21/2008  
**Filing Number:** 08042174546  
**Jurisdiction:** SEC OF STATE VIRGINI  
**Secured Party:** AMERICAN AXLE & MANUFACTURING, INC. MI DETROIT 48211 ONE DAU  
**Collateral:** INVENTORY, EQUIP, HEREAFTER AQUIRED PROP, UNDEFINED

**UCC FILED Date:** 04/16/2008  
**Filing Number:** 2008 1332673  
**Jurisdiction:** SEC OF STATE DELAWARE  
**Secured Party:** PACIFIC RIM CAPITAL, INC. CA ALISO VIEJO 92656 15 ENTERPRISE  
**Collateral:** EQUIP, HEREAFTER AQUIRED PROP, UNDEFINED

**UCC FILED Date:** 04/16/2008  
**Filing Number:** 2008 1333358  
**Jurisdiction:** SEC OF STATE DELAWARE  
**Secured Party:** PACIFIC RIM CAPITAL, INC. CA ALISO VIEJO 92656 15 ENTERPRISE  
**Collateral:** EQUIP, HEREAFTER AQUIRED PROP, UNDEFINED

**UCC FILED Date:** 04/10/2008  
**Filing Number:** 20080553085  
**Jurisdiction:** SEC OF STATE MICHIGA  
**Secured Party:** IBM CREDIT LLC NY ARMONK 10504 1 NORTH CASTLE DRIVE  
**Collateral:** EQUIP, HEREAFTER AQUIRED PROP, UNDEFINED

**UCC FILED Date:** 04/04/2008  
**Filing Number:** 20080524983  
**Jurisdiction:** SEC OF STATE MICHIGA  
**Secured Party:** IBM CREDIT LLC NY ARMONK 10504 1 NORTH CASTLE DRIVE  
**Collateral:** EQUIP, HEREAFTER AQUIRED PROP, UNDEFINED

**UCC FILED Date:** 04/01/2008  
**Filing Number:** 080004372420  
**Jurisdiction:** WISCONSIN SECRETARY  
**Secured Party:** ELLISON TECHNOLOGIES WI PEWAUKEE 53072 N27 W23750 PAUL ROAD  
**Collateral:** EQUIP, UNDEFINED

## Commercial Finance Relationships

### Leasing Relationships

**Leasing Company:** NON-DISCLOSED  
**Origination Date:** 07/20YY  
**Original Lease Amount:** \$2,287  
**Lease Product Type:** EQUIPMENT  
**Lease Close Date:** 10/20YY  
**Lease Term:** 52 Months  
**Current Scheduled Amount Due:** \$43  
**Amount of Overdue Payments:** \$0  
**Remaining Balance:** \$1,524  
**Late Payments:** 0

**Leasing Company:** FORE MONITOR CREDITTO

Address: DEARBORN, MI 48121- 0  
Phone: (313) 337-5677  
Origination Date: 10/2004  
Original Lease Amount: \$20,935  
Lease Product Type: AUTOMOTIVE  
Lease Term: 37 Months  
Payment Interval: 12/YEAR  
Current Scheduled Amount Due: \$581  
Amount of Overdue Payments: \$0  
Remaining Balance: \$836  
Late Payments: 0

## Company Background Information

### Corporate Registration

THE FOLLOWING INFORMATION WAS PROVIDED BY THE STATE OF NEWITALY

State of Origin: NI  
Date of Incorporation: 05/01/19YY  
Current Status: Inactive

Business Type: Institutions - Profit  
Charter Number: 14XXXX  
Federal Tax ID: 38-XXXXX

### Additional Company Background Information

#### Key Personnel

Principal(s): DDDDDD XXXX, GENERAL CO

#### Operating Information

Business Type: Institutions

Primary SIC Code: LOCAL TRUCKING, WITHOUT STORAGE - 4XXX  
Secondary SIC Code: MOTOR VEHICLE PARTS & ACCESSORIES - 3714

Years in Business: 1XX  
Number of Employees: XX,700  
Sales: \$X,184,000,000

CREDIT LIMIT: \_\_\_\_\_

TERMS: \_\_\_\_\_

COMMENTS: \_\_\_\_\_

SIGNATURE: \_\_\_\_\_

***Experian prides itself on the depth and accuracy of the data maintained on our databases. Reporting your customer's payment behavior to Experian will further strengthen and enhance the power of the information available for making sound credit decisions. Give credit where credit is due. Call 1-800-520-1221, option #4 for more information.***

End of report

1 of 1 report

*The information herein is furnished in confidence for your exclusive use for legitimate business purposes and shall not be reproduced. Neither Experian Information Solutions, Inc., nor their sources or distributors warrant such information nor shall they be liable for your use or reliance upon it.*

© Experian 2008. All rights reserved.  
Experian and the Experian marks herein are service marks or registered trademarks of Experian.