

The Risk Report

Company Name:

Registered Number:

ON THE UP COMPANY LTD 87882222

 Date Incorporated:
26 August 1988

 Registered Office:
23 MARKET STREET, EAST TOWN ET1 1BB

 Telephone Number:
999 9999

 Age of Company:
18 years 6 months

 Website **: www.ontheup.co.uk

 Industry Type:
Public and personal services

A below average risk company; little reason to doubt credit transactions to the limit assigned.

Credit Assessment

Risk & Rating

Credit limit:

£ 1,300

Credit Rating:

£ 900

Delphi Band:

Below Average Risk

Failure odds (next 12 months):

21:1

Calculated 20 April 2009 at 10:03:53

Risk Dashboard

Commercial Delphi

Delphi Score:

67

Calculated 20 April 2009 at 10:03:53

Trend:



Days Beyond Terms

Company DBT:

77

(Dec 2006)

This company pays beyond it's terms

Industry DBT (Dec 2006):

18

Trend:



CCJs

In last 2 Years:

0

Alerts

No. of Alerts:





1

Most Recent Legal Notices

No Legal Notices Recorded

Financials

Currency: GBP

	Latest Accounts 31/03/2005	% Change from 31/03/2004	Trend
Total Turnover	105,672	10.26	
Pre-Tax Profits	(13,007)	(6,183.57)	
Pre-Tax Profit Margin	(1,231)	(6,738.89)	-
Total Assets	(3,216)	(132.85)	
Working Capital	(255)	(102.45)	
Shareholders Funds	(3,216)	(132.85)	

Directors

Number of Current Directors	3
Number that are Shareholders	0

Corporate Structure

This Company is not part of a Group

Credit Assessment



Credit Values		Financial Stability Assessment	
Credit Limit	£1,300	Commercial Delphi Score	53 out of 100
Credit Rating	£900	Commercial Delphi Band	Below Average Risk
Credit Opinion		Failure Odds	21:1
» A below average risk company; little reason to doubt credit transactions to the limit assigned.			

Commercial Delphi History up to Last 12 Months

Date	Commercial Delphi Score (out of 100)	Credit Limit	Credit Rating
Current	53	£1,300	£900
Dec 06	16	£500	£500
Nov 06	16	£500	£500
Oct 06	16	£500	£500
Sep 06	17	£500	£500
Aug 06	17	£500	£500
Jul 06	17	£500	£500
Jun 06	21	£500	£500
May 06	16	£500	£500
Apr 06	13	£0	£0
Mar 06	13	£0	£0
Feb 06	13	£0	£0
Jan 06	13	£0	£0

Commercial Delphi Sector Comparisons

ON THE UP COMPANY LTD has a Commercial Delphi score of 53, this means that the odds of failure are 22:1.

ON THE UP COMPANY LTD has been compared against other companies in the same industry sector, 3% of all scored companies are in this sector, which currently has an average score of 48 and failure odds of 18:1. This company currently has a Commercial Delphi score higher or equal to 55% of other companies in this sector.

ON THE UP COMPANY LTD has been compared against other companies that are in the same asset size group, 12% of all scored companies are in this sector, which currently has an average score of 48 and failure odds of 18:1. This company currently has a Commercial Delphi score higher or equal to 53% of other companies in this sector.

ON THE UP COMPANY LTD has been compared against other companies that are in the same age category, 6% of all scored companies are in this sector, which currently has an average score of 65 and failure odds of 25:1. This company currently has a Commercial Delphi score higher or equal to 31% of other companies in this sector.

Commercial Delphi Sector Comparisons

Date	Current	Dec 06	Nov 06	Oct 06	Sep 06	Aug 06	Jul 06	Jun 06	May 06	Apr 06	Mar 06	Feb 06	Jan 06
This Company	53	16	16	16	17	17	17	21	16	13	13	13	13
All Scored Companies	45	45	45	44	44	44	44	45	45	45	45	45	44

Same Industry Group	48	47	47	47	47	47	47	48	48	47	48	47	46
Same Asset Size Group	48	48	47	47	47	47	46	49	48	47	48	47	45
Same Age Group	65	65	65	64	64	64	64	66	65	65	66	65	64

Comparison Sector Details






Industry Group	Recreational, Cultural and Sporting Activities
Asset Size Group	£35,000 to £90,000
Age Group	Incorporated between January 1976 and January 1987

Balance Sheet

Accounts are due to be filed within the next 1 month .

The accounts were prepared by Auditors.

Date Latest Accounts:	Date Latest Returns:	Accounts Ref. Date:
31 March 2005	27 June 2006	5 April

Date Of Accounts	31/03/2005	31/03/2004	31/03/2003	31/03/2002
Accounting Standard	UK GAAP	UK GAAP	UK GAAP	UK GAAP
Number Of Weeks	52	52	52	52
Currency	GBP	GBP	GBP	GBP
 Tangible Assets	33,557	45,905	60,291	77,648
 Land & Buildings	0	0	0	0
Freehold	0	0	0	0
Leasehold	0	0	0	0
Fixtures & Fittings	29,708	40,773	53,449	68,526
 Plant & Vehicles	3,849	5,132	6,842	9,122
Plant	0	0	0	0
Vehicles	3,849	5,132	6,842	9,122
Other Tangible Assets	0	0	0	0
Intangible Assets	0	0	0	0
Other Non-Current Assets	0	0	0	0
Total Fixed/Non-Current Assets	33,557	45,905	60,291	77,648
 Inventories	0	0	0	0
Raw Material/Stocks	0	0	0	0
Work In Progress	0	0	0	0
Finished Goods	0	0	0	0
 Debtors	47,394	33,593	43,546	27,086
Trade Debtors	31,630	23,163	34,565	18,834
Group Loans	0	0	0	0
Directors Loans	0	0	0	0
Other Debtors	15,764	10,430	8,981	8,252
Cash At Bank	8,278	37,051	25,174	23,442
Other Current Assets	0	0	0	0

Total Current Assets	55,672	70,644	68,720	50,528
<input type="checkbox"/> Total Current Liabilities	55,927	60,223	60,461	47,142
Trade Creditors	-	-	-	-
Bank Overdraft	-	-	-	-
Group Liabilities	-	-	-	-
Director Liabilities	-	-	-	-
<input type="checkbox"/> Hire Purchase/Leasing	-	-	-	-
Hire Purchase	-	-	-	-
Leasing	-	-	-	-
Short Loans	2,560	2,560	3,480	2,399
Taxation	-	-	-	-
Dividends	-	-	-	-
Accruals/Deferred Income	8,428	6,237	29,433	15,351
Social Security/VAT	-	-	-	-
Other Current	44,939	51,426	27,548	29,392
Working Capital	(255)	10,421	8,259	3,386
Capital Employed	33,302	56,326	68,550	81,034
<input type="checkbox"/> Total Long Term Liabilities	36,518	46,535	58,552	63,895
Group Long Term Liabilities	0	0	-	0
Director Long Term Liabilities	0	0	-	0
<input type="checkbox"/> Hire Purchase/Leasing	0	0	-	0
Hire Purchase	0	0	-	0
Leasing	0	0	-	0
Other Long Term Loans	6,470	6,470	-	0
Accruals/Deferred Income	30,048	40,065	49,976	63,895
Other Long Term Liabilities	0	0	8,576	0
<input type="checkbox"/> Total Provisions	0	0	0	0
Deferred Taxation	0	0	0	0
Pension	0	0	0	0
Other Provisions	0	0	0	0
Minority Interests	0	0	0	0
Total Net Assets	(3,216)	9,791	9,998	17,139
<input type="checkbox"/> Issued Capital	33,557	45,905	60,291	77,648
Ordinary Shares	0	0	0	0
Preference Shares	0	0	0	0
Other Issued Capital	0	0	0	0
Share Premium Accounts	0	0	0	0
Revaluation Reserve	0	0	0	0
Retained Earnings	(3,216)	9,791	9,998	17,139
Other Reserves	0	0	0	0
Total Shareholders' Funds	(3,216)	9,791	9,998	17,139
Net Worth	(3,216)	9,791	9,998	17,139

Cash Flow Items

We have not received any Cash Flow statements for this company

Profit & Loss

Date Latest Accounts:
31 March 2005

Date Latest Returns:
27 June 2006

Accounts Ref. Date:
5 April

Date Of Accounts	31/03/2005	31/03/2004	31/03/2003	31/03/2002
Accounting Standard	UK GAAP	UK GAAP	UK GAAP	UK GAAP
Number Of Weeks	52	52	52	52
Currency	GBP	GBP	GBP	GBP
<input type="checkbox"/> Turnover/Sales	105,672	117,760	91,823	78,271
Home Nation	-	-	-	-
Export	-	-	-	-
Cost Of Sales	-	-	0	-
Exceptional Items	-	-	0	-
Other Direct Items	-	-	0	-
Total Expenses	221,779	205,041	-	187,293
Gross Profit	-	-	91,823	-
Operating Expenses	-	-	194,843	-
Operating Income	102,881	0	95,814	112,822
Exceptional Items	0	0	0	0
Operating Profit	(13,226)	-	(7,206)	3,800
Other Income	0	86,963	0	0
Interest Receivable	219	111	65	221
<input type="checkbox"/> Interest Payable	0	0	0	0
To Bank	0	0	0	0
On Hire Purchase	0	0	0	0
On Leasing	0	0	0	0
Other	0	0	0	0
Exceptional Items	0	0	0	0
Pre-Tax Profit/(Loss)	(13,007)	(207)	(7,141)	4,021
Taxation	0	0	0	31
Extraordinary Items	0	0	0	0
Minority Interests	0	0	0	0
Dividends	0	0	0	0
Net Profit/(Loss)	(13,007)	(207)	(7,141)	3,990

Company Ratios & Disclosure Items

The return on Assets Ratio for this Company is -14.6%, this is above average for this industry sector.

The pre tax profit margin Ratio for this Company is -12.3%, this is well above average for this industry sector.

This Company has shown a positive Pre-Tax profit in 1 out of the last four years reported.

Date Latest Accounts:
31 March 2005

Date Latest Returns:
27 June 2006

Accounts Ref. Date:
5 April

Date Of Accounts	31/03/2005	31/03/2004	31/03/2003	31/03/2002
Ratios				
Current Ratio	1.00	1.17	1.14	1.07
Acid Test	1.00	1.17	1.14	1.07
Credit Period (Days)	109.25	71.79	137.40	87.83
Return On Capital %	(39.06)	(0.37)	(10.42)	4.96
Pre-Tax Profit Margin %	(12.31)	(0.18)	(7.78)	5.14
Borrowing Ratio %	(280.78)	92.23	34.81	14.00
Equity Gearing %	(3.60)	8.40	7.75	13.37
Debt Gearing %	(201.18)	66.08	-	-
Average Remuneration/Employee £	-	-	-	-
Profit/Employee £	-	-	-	-
Sales/Employee £	-	-	-	-
Disclosure Items				
Depreciation Charges	11,186	15,301	20,097	25,883
Amortisation Charges	-	-	-	-
Discontinued Operations	0	0	0	0
Number Of Employees				
Number Of Employees	-	-	-	-
Employees' Remuneration	-	-	99,012	-
Directors' Remuneration	70,605	66,384	53,951	46,010

Key Ratios - Industry Comparisons

Date Of Accounts	31/03/2005	31/03/2004	% Change	Industry Median
Return On Capital %	(39.06)	(0.37)	(10,456.76)	39.4
Pre-Tax Profit Margin %	(12.31)	(0.18)	(6,738.89)	10.5
Credit Period (Days)	109.25	71.79	52.17	22
Liquidity	1.00	1.17	(15.14)	1.0
Borrowing Ratio %	(280.78)	92.23	(404.43)	0.0
Equity Gearing %	(3.60)	8.40	(142.86)	31.6
Debt Gearing %	(201.18)	66.08	(404.45)	0.0
Number Of Employees	-	-	-	N/A
Avg. Employee Remuneration £	-	-	-	29,832
Turnover/Employee £	-	-	-	127,074
Pre-Tax Profit/Employee £	-	-	-	2,593

Industry Median based on 3,785 similar companies in 1980 SIC Code 9741 - ENTERTAINMENT SERVICES

Key Ratios - Industry Comparisons - Similar Companies

Date Of Accounts	31/03/2005	Industry Lower	Industry Median	Industry Upper
Return On Capital %	(39.06)	(0.8)	39.4	139.8
Pre-Tax Profit Margin %	(12.31)	(9.9)	10.5	44.0
Credit Period (Days)	109.25	0	22	55
Liquidity	1.00	0.5	1.0	2.0
Borrowing Ratio %	(280.78)	0.0	0.0	32.6

Equity Gearing %	(3.60)	0.6	31.6	77.3
Debt Gearing %	(201.18)	0.0	0.0	0.0
Number Of Employees	-	N/A	N/A	N/A
Avg. Employee Remuneration £	-	18,945	29,832	42,806
Turnover/Employee £	-	48,659	127,074	298,707
Pre-Tax Profit/Employee £	-	(9,817)	2,593	23,222

Previous Searches i

Summary of Previous Searches

	Last 3 Months	Last 6 Months	Last 12 Months
Number Of Searches	2	4	4

Details of Previous Searches

Date	Search Type	SIC Description
21/4/2008	Miscellaneous	MISC. GOODS
22/4/2008	Basic	MISC. GOODS
24/4/2008	Gold	CONSTRUCTION EQUIPT
28/4/2008	CPU Link Enquiry	MISCELLANEOUS

Analyst Comments i

Corporate Info

This Company was incorporated 20 years 8 months ago.

There have been no changes in registered office in the last 12 months.

Directors

This Company has 3 directors.

The last director appointment was 10 months ago.

None of the Directors of this Company are registered as shareholders.

100% of the Directors of this Company are registered as resident in the UK.

Legal & Payment

There are no CCJs registered for this Company.

There is a total of 2 partially satisfied and unsatisfied mortgages and charges registered for this Company.

There are no defaulted CAIS accounts.

Credit and Financials

Accounts are due to be filed within the next 1 month .

The accounts were prepared by Auditors.

The return on Assets Ratio for this Company is -14.6%, this is above average for this industry sector.

The pre tax profit margin Ratio for this Company is -12.3%, this is well above average for this industry sector.

This Company has shown a positive Pre-Tax profit in 1 out of the last four years reported.

Payment Profile i

Summary Based On The Information Supplied	Days Beyond Terms (DBT)

From Our Sources		Month To Date	Dec 2006
This company pays slower than the industry average.			
There is a significantly worsening payment pattern.	Company DBT	-	105
This company has 0 accounts placed for collection.	Number of Accounts	-	2
This company has 0 outstanding unpaid accounts.	Industry DBT (Public and personal services)	-	18
This company pays beyond its terms.			

Days Beyond Terms Trend

All figures refer to days beyond terms (DBT)

Trend	Jan 06	Feb 06	Mar 06	Apr 06	May 06	Jun 06	Jul 06	Aug 06	Sep 06	Oct 06	Nov 06	Dec 06
Company	60	60	15	0	0	0	0	0	60	75	90	105
Industry	15	15	15	15	15	16	15	16	15	17	17	18

Averages	Current	Last 3 Months	Last 6 Months	Last 12 Months
Company		105	90	53
Industry		18	17	16

Days Beyond Terms Breakdown

Payment Performance By Size Of Account For December 2006

	£1 - £1,000	£1,001 - £10,000	£10,001 - £100,000	£100,000+
Company		105	-	-
Industry		17	23	14

Payment By Different Terms

Description	DBT	Accounts
Others/Unknown	105	2

Additional Information

Other payment information for December 2006 from 2 account(s)

Number of accounts on cash/pro forma terms: 0

Number of accounts placed for collection: 0

Unpaid Accounts

0 account(s) have received no payment for 1 month.

0 account(s) have received no payment for 2 months.

0 account(s) have received no payment for 3 or more months.

Commentary

This company pays its accounts on average 105 days beyond terms.

The payment information we have for this company over the last 6 months available shows a significantly worsening payment pattern.

County Court Judgments



There are no CCJs registered for this Company.

A search of our databases has shown that there are no County Court Judgments recorded against this company

Legal Notices

A search of our databases has shown that there are no Legal Notices recorded against this company

Mortgages, Charges and Satisfactions

There is a total of 2 partially satisfied and unsatisfied mortgages and charges registered for this Company.

Charge		(1 of 2)
Date Charge Registered	17 August 2003	
Charge Type	CHARGE	
Latest Form Type	397	
Date Charge Created	20 August 2003	
Lender	LENDBIZ PLC	
Secured On	ALL MONIES DUE OR TO BECOME DUE FROM THE COMPANY TO THE CHARGE	
Details	FIXED AND FLOATING ASSETS	
Charge		(2 of 2)
Date Charge Registered	20 June 2000	
Charge Type	CHARGE	
Latest Form Type	396	
Date Charge Created	15 June 2000	
Lender	LENDBIZ PLC	
Secured On	ALL MONIES DUE OR TO BECOME DUE FROM THE COMPANY TO THE CHARGE	
Details	FIXED PLUS FIXED AND FLOATING ASSETS AND FIXED ASSETS K/A KY15E CAMERA OUTFIT IN CASE WITH VC/P462 S/N 11350143, AG-7500-S-VHS VIDEO CASSETTE RECORDER S/N LOTC00036 FOR FURTHER ASSETS PLEASE REFER TO FORM 395	

Consumer Credit Licences

There are no Consumer Credit Licences registered to this company

Company Identification Details

This Company was incorporated 20 years 8 months ago.

There have been no changes in registered office in the last 12 months.

Company Name	ON THE UP COMPANY LTD
Registered Number	87882222
Legal Form	Private Limited Company Without Share Capital
Date Incorporated	26 August 1988
Registered Office	23 MARKET STREET, EAST TOWN ET1 1BB
Trading Address	23 MARKET STREET, EAST TOWN ET1 1BB
Telephone Number	010 1122 33 44
Website *	www.ontheup.co.uk
SIC Codes (1980)	1235, 6767
SIC Description (1980)	PUBLIC AND PERSONAL SERVICES
SIC Codes (1992)	7878

SIC Description (1992)	OPERATION OF RECREATION FACILITIES
Principal Activities	GYM, SPA AND PHYSIO FACILITY
Previous Names	BOLD GYM (until 19 August 1992) LIVER SPORT (until 11 August 1985)
Previous Registered Office	1 HUSKISSON STREET, EAST TOWN, L8 5VU (until 19 August 1992) 92 GAMBIER TERRACE, EAST TOWN L8 (until 11 August 1985)
Accounts Type	Full Accounts
Accounts Ref. Date	5 May
Date Latest Accounts	31 March 2006
Date Latest Returns	27 November 2006
Auditor/Accountant	YOUZAR EIR AND PLACKIT
Bankers	CHESHIREY BANK HIGH STREET BRANCH, 19 BOLD STREET, EAST TOWN L1 1AA

Corporate Structure

This Company is not part of a Group

Share Capital Structure

Issued Share Capital data is currently unavailable

Detailed Shareholders

Shareholding data is currently unavailable

Current Directors

This Company has 3 directors.

The last director appointment was 10 months ago.

None of the Directors of this Company are registered as shareholders.

100% of the Directors of this Company are registered as resident in the UK.

Name	RAYMOND BULSTRODE
Address	11 UPPER ROAD, SOUTHPORT, EAST TOWN L32 8DD
Date Of Birth	11 August 1967
Nationality	BRITISH
Qualifications	PHD SPORTS SCIENCE
Occupation	PHYSIOTHERAPIST
Date Appointed	5 August 1996
Name	ROLAND JONES
Address	15 URBAN ROAD, EAST TOWN L6 1QA
Date Of Birth	12 June 1971
Nationality	BRITISH
Occupation	MARKETING MANAGER
Date Appointed	2 May 2003
Name	JEMIMAH DUCKWORTH
Address	2 CITY PARK, TOXTETH, EAST TOWN L8 9QQ

Date Of Birth	7 May 1973
Nationality	BRITISH
Occupation	SPORTS SCIENCE CATERER
Date Appointed	2 March 2007

Previous Directors

Name	MICHAEL GLOVER
Address	58 SPALLYWOOD ROAD, KIRBY, EAST TOWN L16 7EP
Date Of Birth	6 December 1963
Occupation	LECTURER
Appointed Prior To	23 June 1992
Resigned Prior To	23 June 1992
Name	DARREN SAMUELS
Address	24 DEVON ROAD, CROXTETH, EAST TOWN L9 3TY
Date Of Birth	26 August 1968
Occupation	COACH
Appointed Prior To	23 June 1992
Resigned Prior To	23 June 1992
Name	KWAME MBADU
Address	21 BROMPTON AVENUE, EAST TOWN L7 7ER
Date Of Birth	6 July 1958
Occupation	PUBLIC ACCOUNTANT
Appointed Prior To	23 June 1992
Resigned Prior To	23 June 1992
Name	ROBERT BEAL
Address	6 TOP STREET, EAST TOWN L1 7BJ
Date Of Birth	26 July 1967
Occupation	FITNESS INSTRUCTOR
Appointed Prior To	23 June 1992
Resigned Prior To	23 June 1992
Name	MARK HAMBURGER
Address	1 DINGLE DALE, EAST TOWN L7 0RP
Date Of Birth	19 February 1960
Nationality	BRITISH
Occupation	DIRECTOR OF MAINTENANCE SERVICES
Appointed Prior To	27 June 1992
Date Resigned	31 May 2006
Name	FELICIA GODWOOD
Address	19 JAMAICA ROAD, EAST TOWN L17 6AG
Date Of Birth	17 May 1964
Occupation	EQUIPMENT SUPERVISOR
Appointed Prior To	22 January 1987
Date Resigned	30 April 1992
Name	JUNE SOLEDAD
Address	30 ST BRIDE STREET, EAST TOWN L1 7PL

Date Of Birth	21 September 1968
Occupation	REGISTERED PUBLIC ACCOUNTANT
Appointed Prior To	23 June 1992
Resigned Prior To	23 June 1992

Company Secretary

Name	EDWARD CAPON
Address	5 SMITH ROAD, FRESHFIELD FORMBY SEFTON, EAST TOWN L23 32D
Date Appointed	15 July 2003

Previous Company Secretaries

Name	GREGORY DEMIDENKO
Address	18 HUSKISSON STREET, EAST TOWN L8 0RN
Appointed Prior To	23 June 1992
Date Resigned	6 May 2006

Statutory Documents Filed at Companies House

Date	Documents To/From CRO
20 July 2006	Change Among Directors
19 May 2006	Change Among Directors
8 July 2002	Change Among Directors
16 October 1998	Change Among Directors
1 August 1994	Change Among Directors
18 November 1990	Change Among Directors
9 June 1990	Alter Memorandum or Article
12 November 1988	Alter Memorandum or Article
15 June 1988	Change Among Directors

CIFAS

No CIFAS data has been recorded

Alert Notes

Please be aware of the following Alerts, which individually or collectively may warrant further investigation.

Director Failures flag

The current Board's other and previous Directorships should be examined as there are failed Directorships noted. Whilst there may be valid reasons for this, it could also be an indication of behaviour that warrants further investigation.

* Links to any third party website(s) are provided only for your convenience and Experian does not warrant or represent the standing or capability of such third party. Experian takes no responsibility for anything that might occur when you leave this report via a link to any third party website.